


Shareholding Pattern under Regulation 31 of SEBI (Listing Obligations and Disclosure Requirements) Regulations, 2015

Shareholding Pattern - Pre Merger as on June 30, 2017

1.	Name of Listed Entity: Infibeam Incorporation Limited	
2.	Scrip Code/Name of Scrip/Class of Security: 539807 / INFIBEAM	
3.	Share Holding Pattern Filed under: Reg. 31(1)(a)/Reg. 31(1)(b)/Reg.31(1)(c)	
	a.	If under 31(1)(b) then indicate the report for Quarter ending
	b.	If under 31(1)(c) then indicate date of allotment/extinguishment
4.	Declaration: The Listed entity is required to submit the following declaration to the extent of submission of information:-	

	Particulars	Yes*	No*
1	Whether the Listed Entity has issued any partly paid up shares?		No
2	Whether the Listed Entity has issued any Convertible Securities or Warrants?		No
3	Whether the Listed Entity has any shares against which depository receipts are issued?		No
4	Whether the Listed Entity has any shares in locked-in?	Yes	
5	Whether any shares held by promoters are pledge or otherwise encumbered?	Yes	


* If the Listed Entity selects the option 'No' for the questions above, the columns for the partly paid up shares, Outstanding Convertible Securities/Warrants, depository receipts, locked-in shares, No of shares pledged or otherwise encumbered by promoters, as applicable, shall not be displayed at the time of dissemination on the Stock Exchange website. Also wherever there is 'No' declared by Listed Entity in above table the values will be considered as 'Zero' by default on submission of the format of holding of specified securities.



Infibeam Incorporation Limited

Table I - Summary Statement holding of specified securities

Category	Category of shareholder	Nos. of shareholders	No. of fully paid up equity shares held	No. of Partly paid-up equity shares held	No. of shares underlying Depository Receipts	Total nos. shares held	Shareholding as a % of total no. of shares (calculated as per SCRR, 1957)	Number of Voting Rights held in each class of securities				No. of Shares Underlying Outstanding convertible securities (including	Shareholding as a % assuming full conversion of convertible securities (as a percentage of diluted share capital)	Number of Locked in shares		Number of Shares pledged or otherwise encumbered		Number of equity shares held in dematerialised form
								No of Voting Rights			Total as a % of (A+B+C)			No. (a)	As a % of total Shares held(b)	No. (a)	As a % of total Shares held(b)	
								Class eg: X	Class eg: y	Total								
(I)	(II)	(III)	(IV)	(V)	(VI)	(VII) = (IV)+(V)+ (VI)	(VIII) As a % of (A+B+C2)	(IX)			(X)	(XI)= (VII)+(X) As a % of (A+B+C2)	(XII)		(XIII)		(XIV)	
(A)	Promoter & Promoter Group	16	24165523	0	0	24165523	44.52	24165523	0	24165523	44.52	0	44.52	10623265	43.96	1195029	4.95	24165523
(B)	Public	5425	30112816	0	0	30112816	55.48	30112816	0	30112816	55.48	0	55.48	436363	1.45	NA	NA	29939029
(C)	Non Promoter - Non Public	0	0	0	0	0	0	0	0	0	0	0	0	0	0	NA	NA	0
(C1)	Shares Underlying DRs	0	0	0	0	0	0	0	0	0	0	0	0	0	0	NA	NA	0
(C2)	Shares Held By Employee Trust	0	0	0	0	0	0	0	0	0	0	0	0	0	0	NA	NA	0
	Total	5441	54278339	0	0	54278339	100.00	54278339	0	54278339	100.00	0	100.00	11059628	20.38	1195029	2.20	54104552



Infibeam Incorporation Limited

Table II - Statement showing shareholding pattern of the Promoter and Promoter Group


	Category & Name of the shareholders	PAN	Nos. of shareholders	No. of fully paid up equity shares held	Partly paid-up equity shares held	No. of shares underlying Depository Receipts	Total nos. shares held	Shareholding % calculated as per SCRR, 1957 As a % of (A+B+C2)	Number of Voting Rights held in each class of securities			No. of Shares Underlying Outstanding convertible securities (including Warrants)	Shareholding, as a % assuming full conversion of convertible securities (as a percentage of diluted share capital)	Number of Locked in shares		Number of Shares pledged or otherwise encumbered		Number of equity shares held in dematerialised form	
									No of Voting Rights					Total as a % of (A+B+C)	No. (a)	As a % of total Shares held(b)	No. (a)		As a % of total Shares held(b)
									Class eg: X	Class eg: y	Total								
	(I)	(II)	(III)	(IV)	(V)	(VI)	(VII) = (IV)+(V)+(VI)	(VIII) As a % of (A+B+C2)	(IX)			(X)	(XI)= (VII)+(X) As a % of (A+B+C2)	(XII)		(XIII)		(XIV)	
1	Indian																		
(a)	Individuals / Hindu Undivided Family		12	15553679	0	0	15553679	28.66	15553679	0	15553679	28.66	0	28.66	10623265	68.30	1195029	7.68	15553679
	Vishal Ajitbhai Mehta	ACAPM2367C	1	5995940	0	0	5995940	11.05	5995940	0	5995940	11.05	0	11.05	5995940	100.00	0	0.00	5995940
	Jayshreeben Ajitbhai Mehta	AAYPM2755L	1	3011478	0	0	3011478	5.55	3011478	0	3011478	5.55	0	5.55	3011478	100.00	0	0.00	3011478
	Mehta Ajitbhai Champaklal	ACAPM5876A	1	3011478	0	0	3011478	5.55	3011478	0	3011478	5.55	0	5.55	1322496	43.92	0	0.00	3011478
	Mehta Malav Ajitbhai	ACBPM6865G	1	1702420	0	0	1702420	3.14	1702420	0	1702420	3.14	0	3.14	293351	17.23	1195029	70.20	1702420
	Nirali Vishal Mehta	AAPPA7747M	1	1505920	0	0	1505920	2.77	1505920	0	1505920	2.77	0	2.77	0	0.00	0	0.00	1505920
	Subhashchandra Rambhai Amin	AAQPA3547E	1	205879	0	0	205879	0.38	205879	0	205879	0.38	0	0.38	0	0.00	0	0.00	205879
	Anoli Malav Mehta	ACBPM7564L	1	96851	0	0	96851	0.18	96851	0	96851	0.18	0	0.18	0	0.00	0	0.00	96851
	Achalaben S Amin	AAQPA3543A	1	17645	0	0	17645	0.03	17645	0	17645	0.03	0	0.03	0	0.00	0	0.00	17645
	Mokshadaben Pravinbhai Sheth	AIOPS3699H	1	2500	0	0	2500	0.00	2500	0	2500	0.00	0	0.00	0	0.00	0	0.00	2500
	Pallavi Kumarpal	ADFPS0490N	1	2334	0	0	2334	0.00	2334	0	2334	0.00	0	0.00	0	0.00	0	0.00	2334
	Bhadrika Arvind Shah	ABIPS9349D	1	1034	0	0	1034	0.00	1034	0	1034	0.00	0	0.00	0	0.00	0	0.00	1034
	Shreya Nisarg Parikh	AGAPP9585F	1	200	0	0	200	0.00	200	0	200	0.00	0	0.00	0	0.00	0	0.00	200
(b)	Central Government / State Government(s)		0	0	0	0	0	0.00	0	0	0	0.00	0	0.00	0	0.00	0	0.00	0
(c)	Financial Institutions / Banks		0	0	0	0	0	0.00	0	0	0	0.00	0	0.00	0	0.00	0	0.00	0
(d)	Any Other (Specify)		4	8611844	0	0	8611844	15.87	8611844	0	8611844	15.87	0	15.87	0	0.00	0	0.00	8611844
	Bodies Corporate		4	8611844	0	0	8611844	15.87	8611844	0	8611844	15.87	0	15.87	0	0.00	0	0.00	8611844
	Infinium Motors Pvt Ltd	AAACI4684B	1	5304722	0	0	5304722	9.77	5304722	0	5304722	9.77	0	9.77	0	0.00	0	0.00	5304722
	Infinium Auto Mall Private Limited	AABCI3859F	1	1455590	0	0	1455590	2.68	1455590	0	1455590	2.68	0	2.68	0	0.00	0	0.00	1455590
	Infinium Communications Pvt Ltd	AAACI3638K	1	1050788	0	0	1050788	1.94	1050788	0	1050788	1.94	0	1.94	0	0.00	0	0.00	1050788
	Infinity Drive Pvt Ltd	AABCI1218C	1	800744	0	0	800744	1.48	800744	0	800744	1.48	0	1.48	0	0.00	0	0.00	800744
	Sub Total (A)(1)		16	24165523	0	0	24165523	44.52	24165523	0	24165523	44.52	0	44.52	10623265	43.96	1195029	4.95	24165523
2	Foreign																		
(a)	Individuals (Non-Resident Individuals / Foreign Individuals)		0	0	0	0	0	0.00	0	0	0	0.00	0	0.00	0	0.00	0	0.00	0
(b)	Government		0	0	0	0	0	0.00	0	0	0	0.00	0	0.00	0	0.00	0	0.00	0
(c)	Institutions		0	0	0	0	0	0.00	0	0	0	0.00	0	0.00	0	0.00	0	0.00	0
(d)	Foreign Portfolio Investor		0	0	0	0	0	0.00	0	0	0	0.00	0	0.00	0	0.00	0	0.00	0
(e)	Any Other (Specify)		0	0	0	0	0	0.00	0	0	0	0.00	0	0.00	0	0.00	0	0.00	0
	Sub Total (A)(2)		0	0	0	0	0	0.00	0	0	0	0.00	0	0.00	0	0.00	0	0.00	0
	Total Shareholding Of Promoter And Promoter Group (A)= (A)(1)+(A)(2)		16	24165523	0	0	24165523	44.52	24165523	0	24165523	44.52	0	44.52	10623265	43.96	1195029	4.95	24165523



Infibeam Incorporation Limited

Table III - Statement showing shareholding pattern of the Public shareholder

	Category & Name of the shareholders	PAN	Nos. of shareholders	No. of fully paid up equity shares held	Partly paid-up equity shares held	No. of shares underlying Depository Receipts	Total nos. shares held	Shareholding % calculated as per SCRR, 1957 As a % of (A+B+C2)	Number of Voting Rights held in each class of securities			Shares Underlying Outstanding convertible securities (including	g, as a % assuming full conversion of convertible securities (as a percentage of diluted	Number of Locked in shares		Number of Shares pledged or otherwise encumbered		Number of equity shares held in dematerialised form	
									No of Voting Rights					Total as a % of (A+B+C)	No. (a)	As a % of total Shares held(b)	No. (a)		As a % of total Shares held(b)
									Class eg: X	Class eg: Y	Total								
	(I)	(II)	(III)	(IV)	(V)	(VI)	(VII) = (IV)+(V)+(VI)	(VIII) As a % of (A+B+C2)	(IX)			(X)	(XI) = (VII)+(X) As a % of (A+B+C2)	(XII)		(XIII)		(XIV)	
1	Institutions																		
(a)	Mutual Fund		6	494000	0	0	494000	0.91	494000	0	494000	0.91	0	0.00	NA	NA	494000		
(b)	Venture Capital Funds		0	0	0	0	0	0	0	0	0	0	0	0.00	NA	NA	0		
(c)	Alternate Investment Funds		0	0	0	0	0	0	0	0	0	0	0	0.00	NA	NA	0		
(d)	Foreign Venture Capital Investors		0	0	0	0	0	0	0	0	0	0	0	0.00	NA	NA	0		
(e)	Foreign Portfolio Investor		29	3383183	0	0	3383183	6.23	3383183	0	3383183	6.23	0	0.00	NA	NA	3383183		
	Nomura Singapore Limited	AADCN2750N		1049203	0	0	1049203	1.93	1049203	0	1049203	1.93	0	0.00	NA	NA	1049203		
	Lts Investment Fund Ltd	AACCL0500F		769135	0	0	769135	1.42	769135	0	769135	1.42	0	0.00	NA	NA	769135		
	Polus Global Fund	AAHCP1682K		599644	0	0	599644	1.10	599644	0	599644	1.10	0	0.00	NA	NA	599644		
(f)	Financial Institutions / Banks		4	494560	0	0	494560	0.91	494560	0	494560	0.91	0	0.00	NA	NA	494560		
(g)	Insurance Companies		0	0	0	0	0	0.00	0	0	0	0.00	0	0.00	NA	NA	0		
(h)	Provident Funds/ Pension Funds		0	0	0	0	0	0.00	0	0	0	0.00	0	0.00	NA	NA	0		
(i)	Any Other (Specify)		0	0	0	0	0	0.00	0	0	0	0.00	0	0.00	NA	NA	0		
	Sub Total (B)(1)		39	4371743	0	0	4371743	8.05	4371743	0	4371743	8.05	0	0.00	NA	NA	4371743		
2	Central Government/ State Government(s)/ President of India																		
	Sub Total (B)(2)		0	0	0	0	0	0.00	0	0	0	0.00	0	0.00	NA	NA	0		
3	Non-Institutions																		
(a)	Individuals																		
	i. Individual shareholders holding nominal share capital up to Rs. 2 lakhs.		4684	1104050	0	0	1104050	2.03	1104050	0	1104050	2.03	0	0.00	NA	NA	1081643		
	ii. Individual shareholders holding nominal share capital in excess of Rs. 2 lakhs.		62	14264617	0	0	14264617	26.28	14264617	0	14264617	26.28	0	0.00	NA	NA	14113237		
	Ajay Chandra B	AHOPB5185E		879420	0	0	879420	1.62	879420	0	879420	1.62	0	0.00	NA	NA	879420		
	Desai Abhishek Mayur	APLPD2461A		1500000	0	0	1500000	2.76	1500000	0	1500000	2.76	0	0.00	NA	NA	1500000		
	Ilesh Pursothamdas Shah	AGOPS6965L		1527004	0	0	1527004	2.81	1527004	0	1527004	2.81	0	0.00	NA	NA	1527004		
	Shaival Mayurbhai Desai	APLPD2462D		1400000	0	0	1400000	2.58	1400000	0	1400000	2.58	0	0.00	NA	NA	1400000		
	Sonal Mayurbhai Desai	AEKPD8473J		1500000	0	0	1500000	2.76	1500000	0	1500000	2.76	0	0.00	NA	NA	1500000		
	Vijaykumar Subramanlum	AZHPS3829B		2057970	0	0	2057970	3.79	2057970	0	2057970	3.79	0	0.00	NA	NA	2057970		
(b)	NBFCs registered with RBI		0	0	0	0	0	0.00	0	0	0	0.00	0	0.00	NA	NA	0		
(c)	Employee Trusts		0	0	0	0	0	0.00	0	0	0	0.00	0	0.00	NA	NA	0		
(d)	Overseas Depositories(holding DRs) (balancing figure)		0	0	0	0	0	0.00	0	0	0	0.00	0	0.00	NA	NA	0		
(e)	Any Other (Specify)		640	10372406	0	0	10372406	19.11	10372406	0	10372406	19.11	436363	4.21	NA	NA	10372406		
	Hindu Undivided Family		184	3395716	0	0	3395716	6.26	3395716	0	3395716	6.26	0	0.00	NA	NA	3395716		
	Mayur Mukundlal Desai	AACHD3410K		1900000	0	0	1900000	3.50	1900000	0	1900000	3.50	0	0.00	NA	NA	1900000		
	Non Resident Indians (Non Repat)		17	1021007	0	0	1021007	1.88	1021007	0	1021007	1.88	0	0.00	NA	NA	1021007		
	Kalyanaraman Srinivasan	GNGPS2864K		1004420	0	0	1004420	1.85	1004420	0	1004420	1.85	0	0.00	NA	NA	1004420		
	Non Resident Indians (Repat)		49	2344	0	0	2344	0.00	2344	0	2344	0.00	0	0.00	NA	NA	2344		
	Clearing Member		218	582669	0	0	582669	1.07	582669	0	582669	1.07	0	0.00	NA	NA	582669		
	Bodies Corporate		172	5370670	0	0	5370670	9.89	5370670	0	5370670	9.89	436363	8.12	NA	NA	5370670		
	Amrapali Capital And Finance Services Ltd	AADCA4232E		884544	0	0	884544	1.63	884544	0	884544	1.63	1088235	123.03	NA	NA	884544		
	Sub Total (B)(3)		5386	25741073	0	0	25741073	47.42	25741073	0	25741073	47.42	436363	1.70	NA	NA	25567286		
	Total Public Shareholding (B)= (B)(1)+(B)(2)+(B)(3)		5425	30112816	0	0	30112816	55.48	30112816	0	30112816	55.48	436363	1.45	NA	NA	29939029		




Infibeam Incorporation Limited

Table IV - Statement showing shareholding pattern of the Non Promoter- Non Public shareholder

	Category & Name of the shareholders	PAN	Nos. of shareholders	No. of fully paid up equity shares	Partly paid-up equity shares	No. of shares underlying	Total nos. shares held	Shareholding % calculated as per	Number of Voting Rights held in each class			No. of Shares Underlying	Shareholding, as a % assuming	Number of Locked In		Number of Shares		Number of equity shares held in	
									No of Voting Rights					Total as a % of (A+B+C)	No. (a)	As a % of total Shares	No. (a)		As a % of total Shares
									Class eg: X	Class eg: y	Total								
(I)	(II)	(III)	(IV)	(V)	(VI)	(VII) = (IV)+(V)+(VI)	(VIII) As a % of (A+B+C2)	(IX)			(X)	(XI) = (VII)+(X) As a % of (A+B+C2)	(XII)		(XIII)		(XIV)		
1	Custodian/DR Holder		0	0	0	0	0	0.00	0	0	0	0.00	0	0.00	0	0	NA	NA	0
2	Employee Benefit Trust (under SEBI (Share based Employee Benefit) Regulations, 2014)		0	0	0	0	0	0.00	0	0	0	0.00	0	0.00	0	0	NA	NA	0
	Total Non-Promoter- Non Public Shareholding (C)= (C)(1)+(C)(2)		0	0	0	0	0	0.00	0	0	0	0.00	0	0.00	0	0	NA	NA	0

For Infibeam Incorporation Limited


 Shyamal Privedi
 Vice President & Company Secretary



Shareholding Pattern under Regulation 31 of SEBI (Listing Obligations and Disclosure Requirements) Regulations, 2015	
Shareholding Pattern - Post Merger	
1.	Name of Listed Entity: Infibeam Incorporation Limited
2.	Scrip Code/Name of Scrip/Class of Security: 539807 / INFIBEAM
3.	Share Holding Pattern Filed under: Reg. 31(1)(a)/Reg. 31(1)(b)/Reg.31(1)(c)
	a. If under 31(1)(b) then indicate the report for Quarter ending
	b. If under 31(1)(c) then indicate date of allotment/extinguishment
4.	Declaration: The Listed entity is required to submit the following declaration to the extent of submission of information:-

	Particulars	Yes*	No*
1	Whether the Listed Entity has issued any partly paid up shares?		No
2	Whether the Listed Entity has issued any Convertible Securities or Warrants?		No
3	Whether the Listed Entity has any shares against which depository receipts are issued?		No
4	Whether the Listed Entity has any shares in locked-in?	Yes	
5	Whether any shares held by promoters are pledge or otherwise encumbered?	Yes	


* If the Listed Entity selects the option 'No' for the questions above, the columns for the partly paid up shares, Outstanding Convertible Securities/Warrants, depository receipts, locked-in shares, No of shares pledged or otherwise encumbered by promoters, as applicable, shall not be displayed at the time of dissemination on the Stock Exchange website. Also wherever there is 'No' declared by Listed Entity in above table the values will be considered as 'Zero' by default on submission of the format of holding of specified securities.



Infibeam Incorporation Limited

Table I - Summary Statement holding of specified securities

Category	Category of shareholder	Nos. of shareholders	No. of fully paid up equity shares held	No. of Partly paid-up equity shares held	No. of shares underlying Depository Receipts	Total nos. shares held	Shareholding as a % of total no. of shares (calculated as per SCRR, 1957)	Number of Voting Rights held in each class of securities			No. of Shares Underlying Outstanding convertible securities (including	Shareholding, as a % assuming full conversion of convertible securities (as a percentage of diluted share capital)	Number of Locked in shares		Number of Shares pledged or otherwise encumbered		Number of equity shares held in dematerialised form	
								No of Voting Rights					Total as a % of (A+B+C)	No. (a)	As a % of total Shares held(b)	No. (a)		As a % of total Shares held(b)
								Class eg: X	Class eg: y	Total								
(I)	(II)	(III)	(IV)	(V)	(VI)	(VII) = (IV)+(V)+ (VI)	(VIII) As a % of (A+B+C2)	(IX)			(X)	(XI)= (VII)+(X) As a % of (A+B+C2)	(XII)		(XIII)		(XIV)	
(A)	Promoter & Promoter Group	16	24165523	0	0	24165523	36.47	24165523	0	24165523	36.47	0	36.47	10623265	43.96	1195029	4.95	24165523
(B)	Public	5429	42098816	0	0	42098816	63.53	42098816	0	42098816	63.53	0	63.53	436363	1.04	NA	NA	41925029
(C)	Non Promoter - Non Public	0	0	0	0	0	0	0	0	0	0	0	0	0	0	NA	NA	0
(C1)	Shares Underlying DRs	0	0	0	0	0	0	0	0	0	0	0	0	0	0	NA	NA	0
(C2)	Shares Held By Employee Trust	0	0	0	0	0	0	0	0	0	0	0	0	0	0	NA	NA	0
	Total	5445	66264339	0	0	66264339	100.00	66264339	0	66264339	100.00	0	100.00	11059628	16.69	1195029	1.80	66090552



Infibeam Incorporation Limited

Table II - Statement showing shareholding pattern of the Promoter and Promoter Group


	Category & Name of the shareholders	PAN	Nos. of shareholders	No. of fully paid up equity shares held	Partly paid-up equity shares held	No. of shares underlying Depository Receipts	Total nos. shares held	Shareholding % calculated as per SCRR, 1957 As a % of (A+B+C2)	Number of Voting Rights held in each class of securities			No. of Shares Underlying Outstanding convertible securities (including Warrants)	Shareholding, as a % assuming full conversion of convertible securities (as a percentage of diluted share capital)	Number of Locked In shares		Number of Shares pledged or otherwise encumbered		Number of equity shares held in dematerialised form	
									No of Voting Rights					Total as a % of (A+B+C)	No. (a)	As a % of total Shares held(b)	No. (a)		As a % of total Shares held(b)
									Class eg: X	Class eg: y	Total								
1	(I)	(II)	(III)	(IV)	(V)	(VI)	(VII) = (IV)+(V)+(VI)	(VIII) As a % of (A+B+C2)	(IX)			(X)	(XI)= (VII)+(X) As a % of (A+B+C2)	(XII)		(XIII)		(XIV)	
1	Indian																		
(a)	Individuals / Hindu Undivided Family		12	15553679	0	0	15553679	23.47	15553679	0	15553679	23.47	0	23.47	10623265	68.30	1195029	7.68	15553679
	Vishal Ajitbhai Mehta	ACAPM2367C	1	5995940	0	0	5995940	9.05	5995940	0	5995940	9.05	0	9.05	5995940	100.00	0	0.00	5995940
	Jayshreeben Ajitbhai Mehta	AAYPM2755L	1	3011478	0	0	3011478	4.54	3011478	0	3011478	4.54	0	4.54	3011478	100.00	0	0.00	3011478
	Mehta Ajitbhai Champaklal	ACAPM5876A	1	3011478	0	0	3011478	4.54	3011478	0	3011478	4.54	0	4.54	1322496	43.92	0	0.00	3011478
	Mehta Malav Ajitbhai	ACBPM6865G	1	1702420	0	0	1702420	2.57	1702420	0	1702420	2.57	0	2.57	293351	17.23	1195029	70.20	1702420
	Nirali Vishal Mehta	AAPPA7747M	1	1505920	0	0	1505920	2.27	1505920	0	1505920	2.27	0	2.27	0	0.00	0	0.00	1505920
	Subhashchandra Rambhai Amin	AAQPA3547E	1	205879	0	0	205879	0.31	205879	0	205879	0.31	0	0.31	0	0.00	0	0.00	205879
	Anoli Malav Mehta	ACBPM7564L	1	96851	0	0	96851	0.15	96851	0	96851	0.15	0	0.15	0	0.00	0	0.00	96851
	Achalaben S Amin	AAQPA3543A	1	17645	0	0	17645	0.03	17645	0	17645	0.03	0	0.03	0	0.00	0	0.00	17645
	Mokshadaben Pravinbhai Sheth	AIOPS3699H	1	2500	0	0	2500	0.00	2500	0	2500	0.00	0	0.00	0	0.00	0	0.00	2500
	Pallavi Kumarpal	ADFP50490N	1	2334	0	0	2334	0.00	2334	0	2334	0.00	0	0.00	0	0.00	0	0.00	2334
	Bhadrika Arvind Shah	ABIPS9349D	1	1034	0	0	1034	0.00	1034	0	1034	0.00	0	0.00	0	0.00	0	0.00	1034
	Shreya Nisarg Parikh	AGAPP9585F	1	200	0	0	200	0.00	200	0	200	0.00	0	0.00	0	0.00	0	0.00	200
(b)	Central Government / State Government(s)		0	0	0	0	0	0.00	0	0	0	0.00	0	0.00	0	0.00	0	0.00	0
(c)	Financial Institutions / Banks		0	0	0	0	0	0.00	0	0	0	0.00	0	0.00	0	0.00	0	0.00	0
(d)	Any Other (Specify)		4	8611844	0	0	8611844	13.00	8611844	0	8611844	13.00	0	13.00	0	0.00	0	0.00	8611844
	Bodies Corporate		4	8611844	0	0	8611844	13.00	8611844	0	8611844	13.00	0	13.00	0	0.00	0	0.00	8611844
	Infinium Motors Pvt Ltd	AAACI4684B	1	5304722	0	0	5304722	8.01	5304722	0	5304722	8.01	0	8.01	0	0.00	0	0.00	5304722
	Infinium Auto Mall Private Limited	AAABC13859F	1	1455590	0	0	1455590	2.20	1455590	0	1455590	2.20	0	2.20	0	0.00	0	0.00	1455590
	Infinium Communications Pvt Ltd	AAACI3638K	1	1050788	0	0	1050788	1.59	1050788	0	1050788	1.59	0	1.59	0	0.00	0	0.00	1050788
	Infinity Drive Pvt Ltd	AAABC11218C	1	800744	0	0	800744	1.21	800744	0	800744	1.21	0	1.21	0	0.00	0	0.00	800744
	Sub Total (A)(1)		16	24165523	0	0	24165523	36.47	24165523	0	24165523	36.47	0	36.47	10623265	43.96	1195029	4.95	24165523
2	Foreign																		
(a)	Individuals (Non-Resident Individuals / Foreign Individuals)		0	0	0	0	0	0.00	0	0	0	0.00	0	0.00	0	0.00	0	0.00	0
(b)	Government		0	0	0	0	0	0.00	0	0	0	0.00	0	0.00	0	0.00	0	0.00	0
(c)	Institutions		0	0	0	0	0	0.00	0	0	0	0.00	0	0.00	0	0.00	0	0.00	0
(d)	Foreign Portfolio Investor		0	0	0	0	0	0.00	0	0	0	0.00	0	0.00	0	0.00	0	0.00	0
(e)	Any Other (Specify)		0	0	0	0	0	0.00	0	0	0	0.00	0	0.00	0	0.00	0	0.00	0
	Sub Total (A)(2)		0	0	0	0	0	0.00	0	0	0	0.00	0	0.00	0	0.00	0	0.00	0
	Total Shareholding Of Promoter And Promoter Group (A)= (A)(1)+(A)(2)		16	24165523	0	0	24165523	36.47	24165523	0	24165523	36.47	0	36.47	10623265	43.96	1195029	4.95	24165523



Infibeam Incorporation Limited

Table III - Statement showing shareholding pattern of the Public shareholder

Category & Name of the shareholders	PAN	Nos. of shareholders	No. of fully paid up equity shares held	Partly paid-up equity shares held	No. of shares underlying Depository Receipts	Total nos. shares held	Shareholding % calculated as per SCRR, 1957 As a % of (A+B+C2)	Number of Voting Rights held in each class of securities			Shares Underlying Outstanding convertible securities (including	g, as a % assuming full conversion of convertible securities (as a percentage of diluted	Number of Locked In shares		Number of Shares pledged or otherwise encumbered		Number of equity shares held in dematerialised form	
								No of Voting Rights					Total as a % of (A+B+C)	No. (a)	As a % of total Shares held(b)	No. (a)		As a % of total Shares held(b)
								Class eg: X	Class eg: y	Total								
(I)	(II)	(III)	(IV)	(V)	(VI)	(VII) = (V)+(VI)	(VIII) As a % of (A+B+C2)	(IX)			(X)	(XI) = (VII)+(X) As a % of (A+B+C2)	(XII)		(XIII)		(XIV)	
1 Institutions																		
(a) Mutual Fund		6	494000	0	0	494000	0.75	494000	0	494000	0.75	0	0.00	0	0.00	NA	NA	494000
(b) Venture Capital Funds		0	0	0	0	0	0	0	0	0	0	0	0.00	0	0.00	NA	NA	0
(c) Alternate Investment Funds		0	0	0	0	0	0	0	0	0	0	0	0.00	0	0.00	NA	NA	0
(d) Foreign Venture Capital Investors		0	0	0	0	0	0	0	0	0	0	0	0.00	0	0.00	NA	NA	0
(e) Foreign Portfolio Investor		29	3383183	0	0	3383183	5.11	3383183	0	3383183	5.11	0	0.00	0	0.00	NA	NA	3383183
Nomura Singapore Limited	AADCN2750N		1049203	0	0	1049203	1.58	1049203	0	1049203	1.58	0	0.00	0	0.00	NA	NA	1049203
Lts Investment Fund Ltd	AACCL0500F		769135	0	0	769135	1.16	769135	0	769135	1.16	0	0.00	0	0.00	NA	NA	769135
Polus Global Fund	AAHCP1682K		599644	0	0	599644	0.90	599644	0	599644	0.90	0	0.00	0	0.00	NA	NA	599644
(f) Financial Institutions / Banks		4	494560	0	0	494560	0.75	494560	0	494560	0.75	0	0.00	0	0.00	NA	NA	494560
(g) Insurance Companies		0	0	0	0	0	0.00	0	0	0	0.00	0	0.00	0	0.00	NA	NA	0
(h) Provident Funds/ Pension Funds		0	0	0	0	0	0.00	0	0	0	0.00	0	0.00	0	0.00	NA	NA	0
(i) Any Other (Specify)		0	0	0	0	0	0.00	0	0	0	0.00	0	0.00	0	0.00	NA	NA	0
Sub Total (B)(1)		39	4371743	0	0	4371743	6.60	4371743	0	4371743	6.60	0	0.00	0	0.00	NA	NA	4371743
2 Central Government/ State Government(s)/ President of India																		
Sub Total (B)(2)		0	0	0	0	0	0.00	0	0	0	0.00	0	0.00	0	0.00	NA	NA	0
3 Non-Institutions																		
(a) Individuals																		
i. Individual shareholders holding nominal share capital up to Rs. 2 lakhs.		4684	1104050	0	0	1104050	1.67	1104050	0	1104050	1.67	0	0.00	0	0.00	NA	NA	1081643
ii. Individual shareholders holding nominal share capital in excess of Rs. 2 lakhs.		66	26250617	0	0	26250617	39.61	26250617	0	26250617	39.61	0	0.00	0	0.00	NA	NA	26099237
Ajay Chandra B	AHOPB5185E		879420	0	0	879420	1.33	879420	0	879420	1.33	0	0.00	0	0.00	NA	NA	879420
Desai Abhishek Mayur	APLPD2461A		1500000	0	0	1500000	2.26	1500000	0	1500000	2.26	0	0.00	0	0.00	NA	NA	1500000
Ilesh Purothamdas Shah	AGOPS6965L		1527004	0	0	1527004	2.30	1527004	0	1527004	2.30	0	0.00	0	0.00	NA	NA	1527004
Shaival Mayurbhai Desai	APLPD2462D		1400000	0	0	1400000	2.11	1400000	0	1400000	2.11	0	0.00	0	0.00	NA	NA	1400000
Sonal Mayurbhai Desai	AEKPD8473J		1500000	0	0	1500000	2.26	1500000	0	1500000	2.26	0	0.00	0	0.00	NA	NA	1500000
Vijaykumar Subramaniam	AZHPS3829B		2057970	0	0	2057970	3.11	2057970	0	2057970	3.11	0	0.00	0	0.00	NA	NA	2057970
Vishwas A. Patel	AAAPP3757F		7659566	0	0	7659566	11.56	7659566	0	7659566	11.56	0	0.00	0	0.00	NA	NA	7659566
Varini V. Patel	AADPP5457B		2925000	0	0	2925000	4.41	2925000	0	2925000	4.41	0	0.00	0	0.00	NA	NA	2925000
Kalpesh Patel	AAAPP3758L		426434	0	0	426434	0.64	426434	0	426434	0.64	0	0.00	0	0.00	NA	NA	426434
Vivek V. Patel	CCVPP8712K		975000	0	0	975000	1.47	975000	0	975000	1.47	0	0.00	0	0.00	NA	NA	975000
(b) NBFCs registered with RBI		0	0	0	0	0	0.00	0	0	0	0.00	0	0.00	0	0.00	NA	NA	0
(c) Employee Trusts		0	0	0	0	0	0.00	0	0	0	0.00	0	0.00	0	0.00	NA	NA	0
(d) Overseas Depositories(holding DRs) (balancing figure)		0	0	0	0	0	0.00	0	0	0	0.00	0	0.00	0	0.00	NA	NA	0
(e) Any Other (Specify)		640	10372406	0	0	10372406	15.65	10372406	0	10372406	15.65	0	0.00	436363	4.21	NA	NA	10372406
Hindu Undivided Family		184	3395716	0	0	3395716	5.12	3395716	0	3395716	5.12	0	0.00	0	0.00	NA	NA	3395716
Mayur Mukundlal Desai	AACHD3410K		1900000	0	0	1900000	2.87	1900000	0	1900000	2.87	0	0.00	0	0.00	NA	NA	1900000
Non Resident Indians (Non Repat)		17	1021007	0	0	1021007	1.54	1021007	0	1021007	1.54	0	0.00	0	0.00	NA	NA	1021007
Kalyanaraman Srinivasan	GNGPS2864K		1004420	0	0	1004420	1.52	1004420	0	1004420	1.52	0	0.00	0	0.00	NA	NA	1004420
Non Resident Indians (Repat)		49	2344	0	0	2344	0.00	2344	0	2344	0.00	0	0.00	0	0.00	NA	NA	2344
Clearing Member		218	582669	0	0	582669	0.88	582669	0	582669	0.88	0	0.00	0	0.00	NA	NA	582669
Bodies Corporate		172	5370670	0	0	5370670	8.10	5370670	0	5370670	8.10	0	0.00	436363	8.12	NA	NA	5370670
Amrapali Capital And Finance Services Ltd	AADCA4232E		884544	0	0	884544	1.33	884544	0	884544	1.33	0	0.00	1088235	123.03	NA	NA	884544
Sub Total (B)(3)		5390	37727073	0	0	37727073	56.93	37727073	0	37727073	56.93	0	0.00	436363	1.16	NA	NA	37553286
Total Public Shareholding (B) = (B)(1)+(B)(2)+(B)(3)		5429	42098816	0	0	42098816	63.53	42098816	0	42098816	63.53	0	0.00	436363	1.04	NA	NA	41925029



Infibeam Incorporation Limited

Table IV - Statement showing shareholding pattern of the Non Promoter- Non Public shareholder

	Category & Name of the shareholders	PAN	Nos. of shareholders	No. of fully paid up equity shares	Partly paid-up equity shares	No. of shares underlying	Total nos. shares held	Shareholding % calculated as per	Number of Voting Rights held in each class			No. of Shares Underlying	Shareholding, as a % assuming	Number of Locked In		Number of Shares		Number of equity shares held in	
									No of Voting Rights					Total as a % of (A+B+C)	No. (a)	As a % of total Shares	No. (a)		As a % of total Shares
									Class eg: X	Class eg: y	Total								
(I)	(II)	(III)	(IV)	(V)	(VI)	(VII) = (IV)+(V)+(VI)	(VIII) As a % of (A+B+C2)	(IX)			(X)	(XI) = (VII)+(X) As a % of (A+B+C2)	(XII)	(XIII)		(XIV)			
1	Custodian/DR Holder		0	0	0	0	0	0.00	0	0	0	0.00	0	0.00	0	0	NA	NA	0
2	Employee Benefit Trust (under SEBI (Share based Employee Benefit) Regulations, 2014)		0	0	0	0	0	0.00	0	0	0	0.00	0	0.00	0	0	NA	NA	0
	Total Non-Promoter- Non Public Shareholding (C)= (C)(1)+(C)(2)		0	0	0	0	0	0.00	0	0	0	0.00	0	0.00	0	0	NA	NA	0

For Infibeam Incorporation Limited


 Shyamal Trivedi
 Vice President & Company Secretary



Shareholding Pattern under Regulation 31 of SEBI (Listing Obligations and Disclosure Requirements) Regulations, 2015
 Shareholding Pattern - As on June 30, 2017

1.	Name of Unlisted Entity: Avenues (India) Private Limited
2.	Scrip Code/Name of Scrip/Class of Security: -
3.	Share Holding Pattern Filed under: Reg. 31(1)(a)/Reg. 31(1)(b)/Reg.31(1)(c)
	a. If under 31(1)(b) then indicate the report for Quarter ending
	b. If under 31(1)(c) then indicate date of allotment/extinguishment
4.	Declaration: The Unlisted entity is required to submit the following declaration to the extent of submission of information:-


	Particulars	Yes*	No*
1	Whether the Unlisted Entity has issued any partly paid up shares?		No
2	Whether the Unlisted Entity has issued any Convertible Securities or Warrants?	Yes	
3	Whether the Unlisted Entity has any shares against which depository receipts are issued?		No
4	Whether the Unlisted Entity has any shares in locked-in?		No
5	Whether any shares held by promoters are pledge or otherwise encumbered?		No

* If the Unlisted Entity selects the option 'No' for the questions above, the columns for the partly paid up shares, Outstanding Convertible Securities/Warrants, depository receipts, locked-in shares, No of shares pledged or otherwise encumbered by promoters, as applicable, shall not be displayed at the time of dissemination on the Stock Exchange website. Also wherever there is 'No' declared by Listed Entity in above table the values will be considered as 'Zero' by default on submission of the format of holding of specified securities.

For **AVENUES (INDIA) PVT. LTD.**

V V Patel

Director



Avenues (India) Private Limited


Table I - Summary Statement holding of specified securities

Category	Category of shareholder	Nos. of shareholders	No. of fully paid up equity shares held	No. of Partly paid-up equity shares held	No. of shares underlying Depository Receipts	Total nos. shares held	Shareholding as a % of total no. of shares (calculated as per SCRR, 1957)	Number of Voting Rights held in each class of securities				No. of Shares Underlying Outstanding convertible securities (including	Shareholding, as a % assuming full conversion of convertible securities (as a percentage of diluted share capital)	Number of Locked in shares		Number of Shares pledged or otherwise encumbered		Number of equity shares held in dematerialised form
								No of Voting Rights			Total as a % of (A+B+C)			No. (a)	As a % of total Shares held(b)	No. (a)	As a % of total Shares held(b)	
								Class eg: X	Class eg: y	Total								
(I)	(II)	(III)	(IV)	(V)	(VI)	(VII) = (IV)+(V)+(VI)	(VIII) As a % of (A+B+C2)	(IX)			(X)	(XI) = (VII)+(X) As a % of (A+B+C2)	(XII)		(XIII)		(XIV)	
(A)	Promoter & Promoter Group	4	4610000	0	0	4610000	92.20	4610000	0	4610000	92.20	0	88.65	0	0.00	0	0.00	4610000
(B)	Public	1	3900000	0	0	3900000	7.80	3900000	0	3900000	7.80	200000	11.35	0	0.00	NA	NA	3900000
(C)	Non Promoter - Non Public	0	0	0	0	0	0	0	0	0	0	0	0	0	0	NA	NA	0
(C1)	Shares Underlying DRs	0	0	0	0	0	0	0	0	0	0	0	0	0	0	NA	NA	0
(C2)	Shares Held By Employee Trust	0	0	0	0	0	0	0	0	0	0	0	0	0	0	NA	NA	0
	Total	5	5000000	0	0	5000000	100.00	5000000	0	5000000	100.00	200000	100.00	0	0.00	0	0.00	5000000

For AVENUES (INDIA) PVT. LTD.

V V Patel

Director




Avenues (India) Private Limited

Table II - Statement showing shareholding pattern of the Promoter and Promoter Group

	Category & Name of the shareholders	PAN	Nos. of shareholders	No. of fully paid up equity shares held	Partly paid-up equity shares held	No. of shares underlying Depository Receipts	Total nos. shares held	Shareholding % calculated as per SCRR, 1957 As a % of (A+B+C2)	Number of Voting Rights held in each class of securities				No. of Shares Underlying Outstanding convertible securities (including Warrants)	Shareholding, as a % assuming full conversion of convertible securities (as a percentage of diluted share capital)	Number of Locked in shares		Number of Shares pledged or otherwise encumbered		Number of equity shares held in dematerialised form
									No of Voting Rights			Total as a % of (A+B+C)			No. (a)	As a % of total Shares held(b)	No. (a)	As a % of total Shares held(b)	
									Class eg: X	Class eg: y	Total								
	(I)	(II)	(III)	(IV)	(V)	(VI)	(VII) = (IV)+(V)+(VI)	(VIII) As a % of (A+B+C2)	(IX)			(X)	(XI) = (VII)+(X) As a % of (A+B+C2)	(XII)		(XIII)		(XIV)	
1	Indian																		
(a)	Individuals / Hindu Undivided Family		4	4610000	0	0	4610000	92.20	4610000	0	4610000	92.20	0	88.65	0	0.00	0	0.00	4610000
	Vishwas A. Patel	AAAPP3757F	1	2945987	0	0	2945987	58.92	2945987	0	2945987	58.92	0	56.65	0	0.00	0	0.00	2945987
	Varini V. Patel	AADPP5457B	1	1125000	0	0	1125000	22.50	1125000	0	1125000	22.50	0	21.63	0	0.00	0	0.00	1125000
	Kalpesh Patel	AAAPP3758L	1	164013	0	0	164013	3.28	164013	0	164013	3.28	0	3.15	0	0.00	0	0.00	164013
	Vivek V. Patel	CCVPP8712K	1	375000	0	0	375000	7.50	375000	0	375000	7.50	0	7.21	0	0.00	0	0.00	375000
(b)	Central Government / State Government(s)		0	0	0	0	0	0.00	0	0	0	0.00	0	0.00	0	0.00	0	0.00	0
(c)	Financial Institutions / Banks		0	0	0	0	0	0.00	0	0	0	0.00	0	0.00	0	0.00	0	0.00	0
(d)	Any Other (Specify)		0	0	0	0	0	0.00	0	0	0	0.00	0	0.00	0	0.00	0	0.00	0
	Sub Total (A)(1)		4	4610000	0	0	4610000	92.20	4610000	0	4610000	92.20	0	88.65	0	0.00	0	0.00	4610000
2	Foreign																		
(a)	Individuals (Non-Resident Individuals / Foreign Individuals)		0	0	0	0	0	0.00	0	0	0	0.00	0	0.00	0	0.00	0	0.00	0
(b)	Government		0	0	0	0	0	0.00	0	0	0	0.00	0	0.00	0	0.00	0	0.00	0
(c)	Institutions		0	0	0	0	0	0.00	0	0	0	0.00	0	0.00	0	0.00	0	0.00	0
(d)	Foreign Portfolio Investor		0	0	0	0	0	0.00	0	0	0	0.00	0	0.00	0	0.00	0	0.00	0
(e)	Any Other (Specify)		0	0	0	0	0	0.00	0	0	0	0.00	0	0.00	0	0.00	0	0.00	0
	Sub Total (A)(2)		0	0	0	0	0	0.00	0	0	0	0.00	0	0.00	0	0.00	0	0.00	0
	Total Shareholding Of Promoter And Promoter Group (A)= (A)(1)+(A)(2)		4	4610000	0	0	4610000	92.20	4610000	0	4610000	92.20	0	88.65	0	0.00	0	0.00	4610000

For AVENUES (INDIA) PVT. LTD.

VV Patel
Director



Avenues (India) Private Limited

Table III - Statement showing shareholding pattern of the Public shareholder

	Category & Name of the shareholders	PAN	Nos. of shareholders	No. of fully paid up equity shares held	Partly paid-up equity shares held	No. of shares underlying Depository Receipts	Total nos. shares held	Shareholding % calculated as per SCRR, 1957 As a % of (A+B+C2)	Number of Voting Rights held in each class of securities			Shares Underlying Outstanding convertible securities (including)	g, as a % assuming full conversion of convertible securities (as a percentage)	Number of Locked in shares		Number of Shares pledged or otherwise encumbered		Number of equity shares held in dematerialised form	
									No of Voting Rights					Total as a % of (A+B+C)	No. (a)	As a % of total Shares held (b)	No. (a)		As a % of total Shares held (b)
									Class eg: X	Class eg: Y	Total								
	(I)	(II)	(III)	(IV)	(V)	(VI)	(VII) = (IV)+(V)+(VI)	(VIII) As a % of (A+B+C2)	(IX)			(X)	(XI) = (VII)+(X) As a % of (A+B+C2)	(XII)		(XIII)		(XIV)	
1	Institutions																		
(a)	Mutual Fund		0	0	0	0	0	0.00	0	0	0	0.00	0	0.00	0	0.00	NA	NA	0
(b)	Venture Capital Funds		0	0	0	0	0	0.00	0	0	0	0.00	0	0.00	0	0.00	NA	NA	0
(c)	Alternate Investment Funds		0	0	0	0	0	0.00	0	0	0	0.00	0	0.00	0	0.00	NA	NA	0
(d)	Foreign Venture Capital Investors		0	0	0	0	0	0.00	0	0	0	0.00	0	0.00	0	0.00	NA	NA	0
(e)	Foreign Portfolio Investor		0	0	0	0	0	0.00	0	0	0	0.00	0	0.00	0	0.00	NA	NA	0
(f)	Financial Institutions / Banks		0	0	0	0	0	0.00	0	0	0	0.00	0	0.00	0	0.00	NA	NA	0
(g)	Insurance Companies		0	0	0	0	0	0.00	0	0	0	0.00	0	0.00	0	0.00	NA	NA	0
(h)	Provident Funds/ Pension Funds		0	0	0	0	0	0.00	0	0	0	0.00	0	0.00	0	0.00	NA	NA	0
(i)	Any Other (Specify)		0	0	0	0	0	0.00	0	0	0	0.00	0	0.00	0	0.00	NA	NA	0
	Sub Total (B)(1)		0	0	0	0	0	0.00	0	0	0	0.00	0	0.00	0	0.00	NA	NA	0
	Central Government/ State Government(s)/ President of India																		
2	Sub Total (B)(2)		0	0	0	0	0	0.00	0	0	0	0.00	0	0.00	0	0.00	NA	NA	0
3	Non-Institutions																		
(a)	Individuals																		
	i. Individual shareholders holding nominal share capital up to Rs. 2 lakhs.		0	0	0	0	0	0.00	0	0	0	0.00	0	0.00	0	0.00	NA	NA	0
	ii. Individual shareholders holding nominal share capital in excess of Rs. 2 lakhs.		0	0	0	0	0	0.00	0	0	0	0.00	0	0.00	0	0.00	NA	NA	0
(b)	NBFCs registered with RBI		0	0	0	0	0	0.00	0	0	0	0.00	0	0.00	0	0.00	NA	NA	0
(c)	Employee Trusts		0	0	0	0	0	0.00	0	0	0	0.00	0	0.00	0	0.00	NA	NA	0
(d)	Overseas Depositories(holding DRs) (balancing figure)		0	0	0	0	0	0.00	0	0	0	0.00	0	0.00	0	0.00	NA	NA	0
(e)	Any Other (Specify)		1	390000	0	0	390000	7.80	390000	0	390000	7.80	200000	11.35	0	0.00	NA	NA	390000
	Bodies Corporate		1	390000	0	0	390000	7.80	390000	0	390000	7.80	200000	11.35	0	0.00	NA	NA	390000
	Infibeam Incorporation Limited	AACC13501P		390000	0	0	390000	7.80	390000	0	390000	7.80	200000	11.35	0	0.00	NA	NA	390000
	Sub Total (B)(3)		1	390000	0	0	390000	7.80	390000	0	390000	7.80	200000	11.35	0	0.00	NA	NA	390000
	Total Public Shareholding (B)= (B)(1)+(B)(2)+(B)(3)		1	390000	0	0	390000	7.80	390000	0	390000	7.80	200000	11.35	0	0.00	NA	NA	390000

For AVENUES (INDIA) PVT. LTD.

V V Palei
Director



Avenues (India) Private Limited


Table IV - Statement showing shareholding pattern of the Non Promoter- Non Public shareholder - Not Applicable

	Category & Name of the shareholders	PAN	Nos. of shareholders	No. of fully paid up equity shares	Partly paid-up equity shares	No. of shares underlying	Total nos. shares held	Shareholding % calculated as per	Number of Voting Rights held in each class			No. of Shares Underlying	Shareholding, as a % assuming	Number of Locked in		Number of Shares		Number of equity shares held in	
									No of Voting Rights	Total as a % of (A+B+C)	% of (A+B+C)			No. (a)	As a % of total Shares	No. (a)	As a % of total Shares		
	(I)	(II)	(III)	(IV)	(V)	(VI)	(VII) = (IV)+(V)+(VI)	(VIII) As a % of (A+B+C2)	(IX)			(X)	(XI) = (VII)+(X) As a % of (A+B+C2)	(XII)	(XIII)		(XIV)		
1	Custodian/DR Holder		0	0	0	0	0	0.00	0	0	0	0.00	0	0.00	0	0	NA	NA	0
2	Employee Benefit Trust (under SEBI (Share based Employee Benefit) Regulations, 2014)		0	0	0	0	0	0.00	0	0	0	0.00	0	0.00	0	0	NA	NA	0
	Total Non-Promoter- Non Public Shareholding (C)= (C)(1)+(C)(2)		0	0	0	0	0	0.00	0	0	0	0.00	0	0.00	0	0	NA	NA	0

For Avenues (India) Private Limited

Varini V. Patel

Varini V. Patel
Managing Director
DIN: 00934912




Shareholding Pattern under Regulation 31 of SEBI (Listing Obligations and Disclosure Requirements) Regulations, 2015	
Shareholding Pattern - <i>Post Mengen</i>	
1.	Name of Unlisted Entity: Avenues (India) Private Limited
2.	Scrip Code/Name of Scrip/Class of Security: -
3.	Share Holding Pattern Filed under: Reg. 31(1)(a)/Reg. 31(1)(b)/Reg.31(1)(c)
	a. If under 31(1)(b) then indicate the report for Quarter ending
	b. If under 31(1)(c) then indicate date of allotment/extinguishment
4.	Declaration: The Unlisted entity is required to submit the following declaration to the extent of submission of

	Particulars	Yes*	No*
1	Whether the Unlisted Entity has issued any partly paid up shares?		No
2	Whether the Unlisted Entity has issued any Convertible Securities or Warrants?		No
3	Whether the Unlisted Entity has any shares against which depository receipts are issued?		No
4	Whether the Unlisted Entity has any shares in locked-in?		No
5	Whether any shares held by promoters are pledge or otherwise encumbered?		No

* If the Unlisted Entity selects the option 'No' for the questions above, the columns for the partly paid up shares, Outstanding Convertible Securities/Warrants, depository receipts, locked-in shares, No of shares pledged or otherwise encumbered by promoters, as applicable, shall not be displayed at the time of dissemination on the Stock Exchange website. Also wherever there is 'No' declared by Listed Entity in above table the values will be considered as 'Zero' by default on submission of the format of holding of specified securities.

For AVENUES (INDIA) PVT. LTD.

V. V. Patel
Director




Avenues (India) Private Limited

Table I - Summary Statement holding of specified securities

Category	Category of shareholder	Nos. of shareholders	No. of fully paid up equity shares held	No. of Partly paid-up equity shares held	No. of shares underlying Depository Receipts	Total nos. shares held	Shareholding as a % of total no. of shares (calculated as per SCRR, 1957)	Number of Voting Rights held in each class of securities				No. of Shares Underlying Outstanding convertible securities (including	Shareholding, as a % assuming full conversion of convertible securities (as a percentage of diluted share capital)	Number of Locked in shares		Number of Shares pledged or otherwise encumbered		Number of equity shares held in dematerialised form
								No of Voting Rights			Total as a % of (A+B+C)			No. (a)	As a % of total Shares held(b)	No. (a)	As a % of total Shares held(b)	
								Class eg: X	Class eg: y	Total								
(I)	(II)	(III)	(IV)	(V)	(VI)	(VII) = (IV)+(V)+(VI)	(VIII) As a % of (A+B+C2)	(IX)			(X)	(XI) = (VII)+(X) As a % of (A+B+C2)	(XII)		(XIII)		(XIV)	
(A)	Promoter & Promoter Group	0	0	0	0	0	0.00	0	0	0	0.00	0	0.00	0	0.00	0	0.00	0
(B)	Public	0	0	0	0	0	0.00	0	0	0	0.00	0	0.00	0	0.00	NA	NA	0
(C)	Non Promoter - Non Public	0	0	0	0	0	0	0	0	0	0	0	0	0	0	NA	NA	0
(C1)	Shares Underlying DRs	0	0	0	0	0	0	0	0	0	0	0	0	0	0	NA	NA	0
(C2)	Shares Held By Employee Trust	0	0	0	0	0	0	0	0	0	0	0	0	0	0	NA	NA	0
	Total	0	0	0	0	0	0.00	0	0	0	0.00	0	0.00	0	0.00	0	0.00	0

For AVENUES (INDIA) PVT. LTD.

V V Patel
Director




Avenues (India) Private Limited

Table II - Statement showing shareholding pattern of the Promoter and Promoter Group

	Category & Name of the shareholders	PAN	Nos. of shareholders	No. of fully paid up equity shares held	Partly paid-up equity shares held	No. of shares underlying Depository Receipts	Total nos. shares held	Shareholding % calculated as per SCRR, 1957 As a % of (A+B+C2)	Number of Voting Rights held in each class of securities			No. of Shares Underlying Outstanding convertible securities (including Warrants)	Shareholding, as a % assuming full conversion of convertible securities (as a percentage of diluted share capital)	Number of Locked in shares		Number of Shares pledged or otherwise encumbered		Number of equity shares held in dematerialised form	
									No of Voting Rights					Total as a % of (A+B+C)	No. (a)	As a % of total Shares held(b)	No. (a)		As a % of total Shares held(b)
									Class eg: X	Class eg: y	Total								
	(I)	(II)	(III)	(IV)	(V)	(VI)	(VII) = (IV)+(V)+(VI)	(VIII) As a % of (A+B+C2)	(IX)			(X)	(XI)= (VII)+(X) As a % of (A+B+C2)	(XII)		(XIII)		(XIV)	
1	Indian																		
(a)	Individuals / Hindu Undivided Family		0	0	0	0	0	0.00	0	0	0	0.00	0	0.00	0	0.00	0	0.00	0
(b)	Central Government / State Government(s)		0	0	0	0	0	0.00	0	0	0	0.00	0	0.00	0	0.00	0	0.00	0
(c)	Financial Institutions / Banks		0	0	0	0	0	0.00	0	0	0	0.00	0	0.00	0	0.00	0	0.00	0
(d)	Any Other (Specify)		0	0	0	0	0	0.00	0	0	0	0.00	0	0.00	0	0.00	0	0.00	0
	Sub Total (A)(1)		0	0	0	0	0	0.00	0	0	0	0.00	0	0.00	0	0.00	0	0.00	0
2	Foreign																		
(a)	Individuals (Non-Resident Individuals / Foreign Individuals)		0	0	0	0	0	0.00	0	0	0	0.00	0	0.00	0	0.00	0	0.00	0
(b)	Government		0	0	0	0	0	0.00	0	0	0	0.00	0	0.00	0	0.00	0	0.00	0
(c)	Institutions		0	0	0	0	0	0.00	0	0	0	0.00	0	0.00	0	0.00	0	0.00	0
(d)	Foreign Portfolio Investor		0	0	0	0	0	0.00	0	0	0	0.00	0	0.00	0	0.00	0	0.00	0
(e)	Any Other (Specify)		0	0	0	0	0	0.00	0	0	0	0.00	0	0.00	0	0.00	0	0.00	0
	Sub Total (A)(2)		0	0	0	0	0	0.00	0	0	0	0.00	0	0.00	0	0.00	0	0.00	0
	Total Shareholding Of Promoter And Promoter Group (A)= (A)(1)+(A)(2)		0	0	0	0	0	0.00	0	0	0	0.00	0	0.00	0	0.00	0	0.00	0

For AVENUES (INDIA) PVT. LTD.

V V Patel
Director



Avenues (India) Private Limited


Table III - Statement showing shareholding pattern of the Public shareholder

Category & Name of the shareholders	PAN	Nos. of shareholders	No. of fully paid up equity shares held	Partly paid-up equity shares held	No. of shares underlying Depository Receipts	Total nos. shares held	Shareholding % calculated as per SCRR, 1957 As a % of (A+B+C2)	Number of Voting Rights held in each class of securities				Shares Underlying Outstanding convertible securities (including	g, as a % assuming full conversion of convertible securities [as a percentage	Number of Locked in shares		Number of Shares pledged or otherwise encumbered		Number of equity shares held in dematerialised form
								No of Voting Rights			Total as a % of (A+B+C)			No. (a)	As a % of total Shares held(b)	No. (a)	As a % of total Shares held(b)	
								Class eg: X	Class eg: y	Total								
(I)	(II)	(III)	(IV)	(V)	(VI)	(VII) = (IV)+(V)+(VI)	(VIII) As a % of (A+B+C2)	(IX)				(X)	(XI) = (VII)+(X) As a % of (A+B+C2)	(XII)	(XIII)		(XIV)	
1	Institutions																	
(a)	Mutual Fund		0	0	0	0	0.00	0	0	0	0.00	0	0.00	0	0.00	NA	NA	0
(b)	Venture Capital Funds		0	0	0	0	0.00	0	0	0	0.00	0	0.00	0	0.00	NA	NA	0
(c)	Alternate Investment Funds		0	0	0	0	0.00	0	0	0	0.00	0	0.00	0	0.00	NA	NA	0
(d)	Foreign Venture Capital Investors		0	0	0	0	0.00	0	0	0	0.00	0	0.00	0	0.00	NA	NA	0
(e)	Foreign Portfolio Investor		0	0	0	0	0.00	0	0	0	0.00	0	0.00	0	0.00	NA	NA	0
(f)	Financial Institutions / Banks		0	0	0	0	0.00	0	0	0	0.00	0	0.00	0	0.00	NA	NA	0
(g)	Insurance Companies		0	0	0	0	0.00	0	0	0	0.00	0	0.00	0	0.00	NA	NA	0
(h)	Provident Funds/ Pension Funds		0	0	0	0	0.00	0	0	0	0.00	0	0.00	0	0.00	NA	NA	0
(i)	Any Other (Specify)		0	0	0	0	0.00	0	0	0	0.00	0	0.00	0	0.00	NA	NA	0
	Sub Total (B)(1)		0	0	0	0	0.00	0	0	0	0.00	0	0.00	0	0.00	NA	NA	0
	Central Government/ State Government(s)/ President of India																	
2	Sub Total (B)(2)		0	0	0	0	0.00	0	0	0	0.00	0	0.00	0	0.00	NA	NA	0
3	Non-Institutions																	
(a)	Individuals																	
	i. Individual shareholders holding nominal share capital up to Rs. 2 lakhs.		0	0	0	0	0.00	0	0	0	0.00	0	0.00	0	0.00	NA	NA	0
	ii. Individual shareholders holding nominal share capital in excess of Rs. 2 lakhs.		0	0	0	0	0.00	0	0	0	0.00	0	0.00	0	0.00	NA	NA	0
(b)	NBFCs registered with RBI		0	0	0	0	0.00	0	0	0	0.00	0	0.00	0	0.00	NA	NA	0
(c)	Employee Trusts		0	0	0	0	0.00	0	0	0	0.00	0	0.00	0	0.00	NA	NA	0
(d)	Overseas Depositories(holding DRs) (balancing figure)		0	0	0	0	0.00	0	0	0	0.00	0	0.00	0	0.00	NA	NA	0
(e)	Any Other (Specify)		0	0	0	0	0.00	0	0	0	0.00	0	0.00	0	0.00	NA	NA	0
	Bodies Corporate		0	0	0	0	0.00	0	0	0	0.00	0	0.00	0	0.00	NA	NA	0
	Sub Total (B)(3)		0	0	0	0	0.00	0	0	0	0.00	0	0.00	0	0.00	NA	NA	0
	Total Public Shareholding (B)= (B)(1)+(B)(2)+(B)(3)		0	0	0	0	0.00	0	0	0	0.00	0	0.00	0	0.00	NA	NA	0

For AVENUES (INDIA) PVT. LTD.

V V Patel

Director



Avenues (India) Private Limited

Table IV - Statement showing shareholding pattern of the Non Promoter- Non Public shareholder - Not Applicable

	Category & Name of the shareholders	PAN	Nos. of shareholders	No. of fully paid up equity shares	Partly paid-up equity shares	No. of shares underlying	Total nos. shares held	Shareholding % calculated as per	Number of Voting Rights held in each class			No. of Shares Underlying	Shareholding, as a % assuming	Number of Locked in		Number of Shares		Number of equity shares held in	
									Class eg: X	Class eg: y	Total			Total as a % of (A+B+C)	No. (a)	As a % of total Shares	No. (a)		As a % of total Shares
	(I)	(II)	(III)	(IV)	(V)	(VI)	(VII) = (IV)+(V)+(VI)	(VIII) As a % of (A+B+C2)	(IX)			(X)	(XI) = (VII)+(X) As a % of (A+B+C2)	(XII)		(XIII)		(XIV)	
1	Custodian/DR Holder		0	0	0	0	0	0.00	0	0	0	0.00	0	0.00	0	0	NA	NA	0
2	Employee Benefit Trust (under SEBI (Share based Employee Benefit) Regulations, 2014)		0	0	0	0	0	0.00	0	0	0	0.00	0	0.00	0	0	NA	NA	0
	Total Non-Promoter- Non Public Shareholding (C)= (C1)+(C2)		0	0	0	0	0	0.00	0	0	0	0.00	0	0.00	0	0	NA	NA	0

For Avenues (India) Private Limited

Varini V. Patel

Varini V. Patel
Managing Director
DIN: 00934912

